

NOTES:

- ALL DIMENSIONS ARE IN  $\frac{\text{INCHES}}{\text{[MILLIMETERS]}}$
- DIMENSIONS APPEARING IN TABLE ARE AS FOLLOWS:
  - a - AS SUPPLIED
  - b - AFTER UNRESTRICTED RECOVERY
- COATING IS OPTIONAL. AS SUPPLIED DIMENSIONS APPEARING IN TABLE ARE FOR UNCOATED PARTS. WHEN COATING IS ADDED, ENTRY DIAMETERS WILL BE REDUCED BY .06 MAX.
- "S" & "T" DIMENSIONS APPLY TO A MINIMUM OF 240° OF CIRCUMFERENCE

REVISIONS		
LTR	DESCRIPTION	DATE
U2	REVISED PER ECO-14-003735	03/05/14

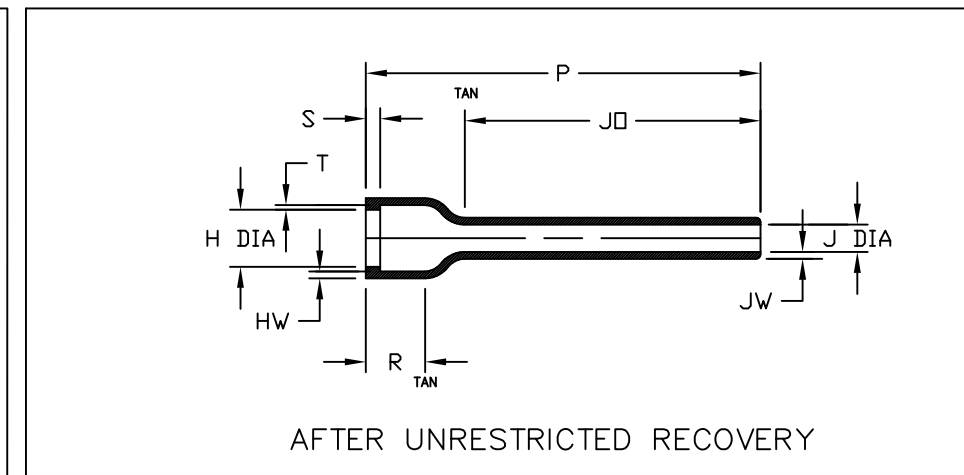
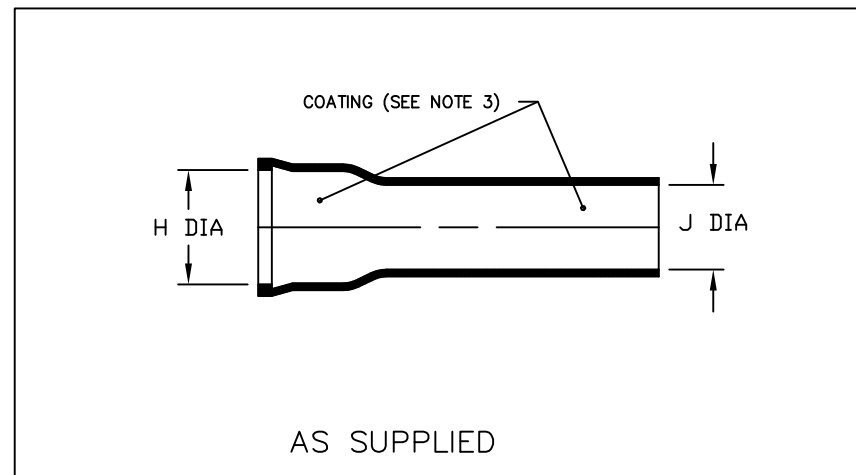
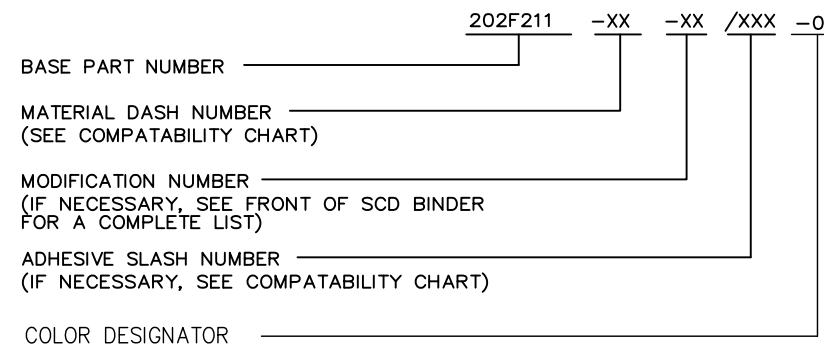


TABLE OF DIMENSIONS

PART NUMBER	H		J		P	R	JO	HW	JW	S	T
	Min	Max	Min	Max	±10%	±10%	±10%	+0.06/-0.03	±0.03	+0.06/-0.03	Ref
	a	b	a	b	b	b	b	b	b	b	b
202F211	.94 [23,9]	.39 [9,9]	.68 [17,3]	.26 [6,6]	4.17 [105,9]	.46 [11,7]	3.40 [86,4]	.06 [1,5]	.06 [1,5]	.06 [1,5]	.05 [1,3]
202F221	1.07 [27,2]	.52 [13,2]	.82 [20,8]	.30 [7,6]	4.77 [121,2]	.48 [12,2]	3.88 [98,6]	.06 [1,5]	.06 [1,5]	.06 [1,5]	.05 [1,3]
202F232	1.22 [31,0]	.73 [18,5]	.96 [24,4]	.35 [8,9]	5.46 [138,7]	.48 [12,2]	4.44 [112,8]	.07 [1,8]	.06 [1,5]	.07 [1,8]	.05 [1,3]
202F242	1.40 [35,6]	.87 [22,1]	1.13 [28,7]	.40 [10,2]	6.28 [159,5]	.48 [12,2]	5.15 [130,8]	.07 [1,8]	.06 [1,5]	.07 [1,8]	.05 [1,3]
202F253	1.53 [38,9]	1.11 [28,2]	1.24 [31,5]	.43 [10,9]	7.00 [177,8]	.55 [14,0]	5.60 [142,2]	.07 [1,8]	.06 [1,5]	.07 [1,8]	.07 [1,8]
202F263	1.78 [45,2]	1.27 [32,3]	1.51 [38,4]	.50 [12,7]	8.00 [203,2]	.60 [15,2]	6.42 [163,1]	.07 [1,8]	.06 [1,5]	.07 [1,8]	.07 [1,8]
202F274	2.03 [51,6]	1.62 [41,1]	1.79 [45,5]	.59 [15,0]	8.00 [203,2]	.60 [15,2]	6.21 [157,7]	.07 [1,8]	.07 [1,8]	.07 [1,8]	.07 [1,8]

ORDERING INFORMATION



IF THIS DOCUMENT IS PRINTED IT BECOMES UNCONTROLLED. CHECK FOR THE LATEST REVISION.

Raychem Molded Parts  
**CUSTOMER DRAWING**

COMPATIBILITY CHART

MATERIAL DASH NO.	MATERIAL DESCRIPTION	RT SPEC	COATING SLASH NUMBER	COATING S NUMBER
-50	Flexible, VPB	RT-1313	N/A	
-51	Flexible, EPB	RT-1321	/86,/164,/180	S-1048;S-1124;S-1030/1
-71	Flexible, Polyolefin	RT-1316	/42,/86,/180	S-1017;S-1048;S-1030/1
-770	NBCCS	RT-770 TYPE II	N/A	

UNLESS OTHERWISE SPECIFIED DIMENSIONS ARE INCHES. METRIC DIMENSIONS ARE IN BRACKETS.  
 DECIMAL TOLERANCES  
 .XXX ± 0.005 [0.13 mm]  
 .XX ± 0.01 [0.25 mm]  
 .X ± 0.1 [0.50 mm]  
 ANGLE TOLERANCE  
 .X ± 1 DEG.

DRAWN  
 MMazariegos

APPROVED  
 SGravano

THIRD ANGLE PROJECTION



TE Connectivity

TITLE  
 Boot, Straight With Lip

SIZE B CODE IDENT. NO. 06090 DWG. NO. 202F211thru274